

Financial Results for FY2025

May 14, 2026

Financial Results for FY2025

01

FY2025 Results

02

Shareholder Returns

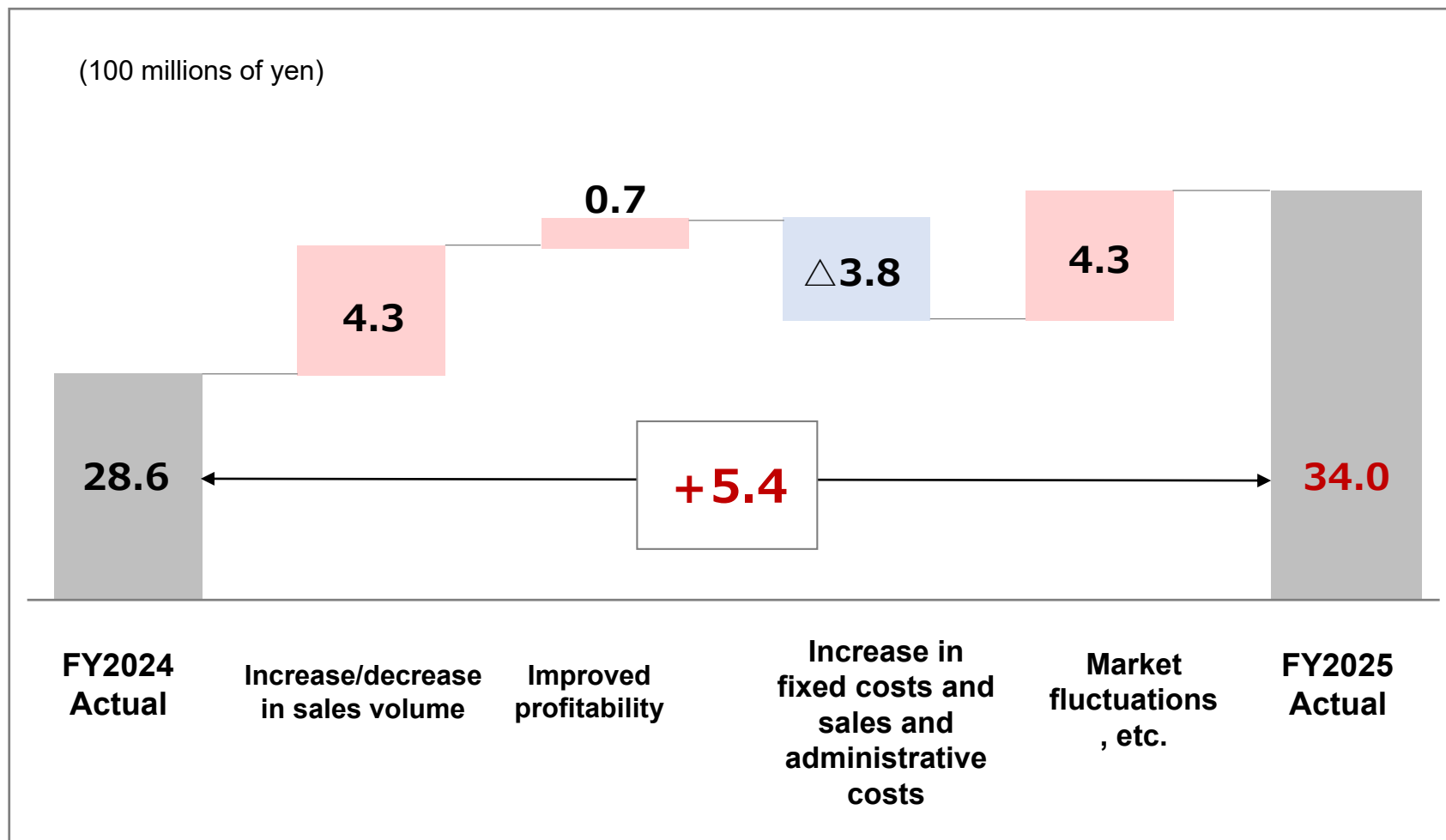
03

FY2026 Financial Forecast

Financial Results for FY2025

(Millions of yen)	FY2024 Actual	FY2025 Actual	Compared to the P.Y.	Difference from the P.Y.
● Net sales	25,441	28,032	10.2%	2,591
● Operating income	2,860	3,404	19.0%	543
● Operating income margin (%)	11.2%	12.1%	—	0.9%
● Ordinary income	3,212	3,818	18.8%	605
● Net profit	2,357	2,281	△3.2%	△75

Analysis of increase/decrease in operating income



Financial Results for FY2025 by Segments

(Millions of yen)

Net sales

Operating income

	FY2024 Actual	FY2025 Actual	Compared to the P.Y.	Difference from the P.Y.	FY2024 Actual	FY2025 Actual	Compared to the P.Y.	Difference from the P.Y.
Chemicals Business Division	21,715	24,136	11.1%	2,421	3,170	3,867	22.0%	697
			Major reasons for difference <ul style="list-style-type: none"> - Modest recovery in demand - Increase in non-ferrous metal prices - Robust sales at the Thai subsidiary 				Major reasons for difference <ul style="list-style-type: none"> - Increase in net sales - Increase in unit sales price - Cost reduction 	
Building Materials Division	3,725	3,895	4.6%	170	599	575	△4.1%	△24
			Major reasons for difference <ul style="list-style-type: none"> - Increase in sales volume 				Major reasons for difference <ul style="list-style-type: none"> - Increase in fixed costs 	

Financial Results for FY2025

01

FY2025 Results

02

Shareholder Returns

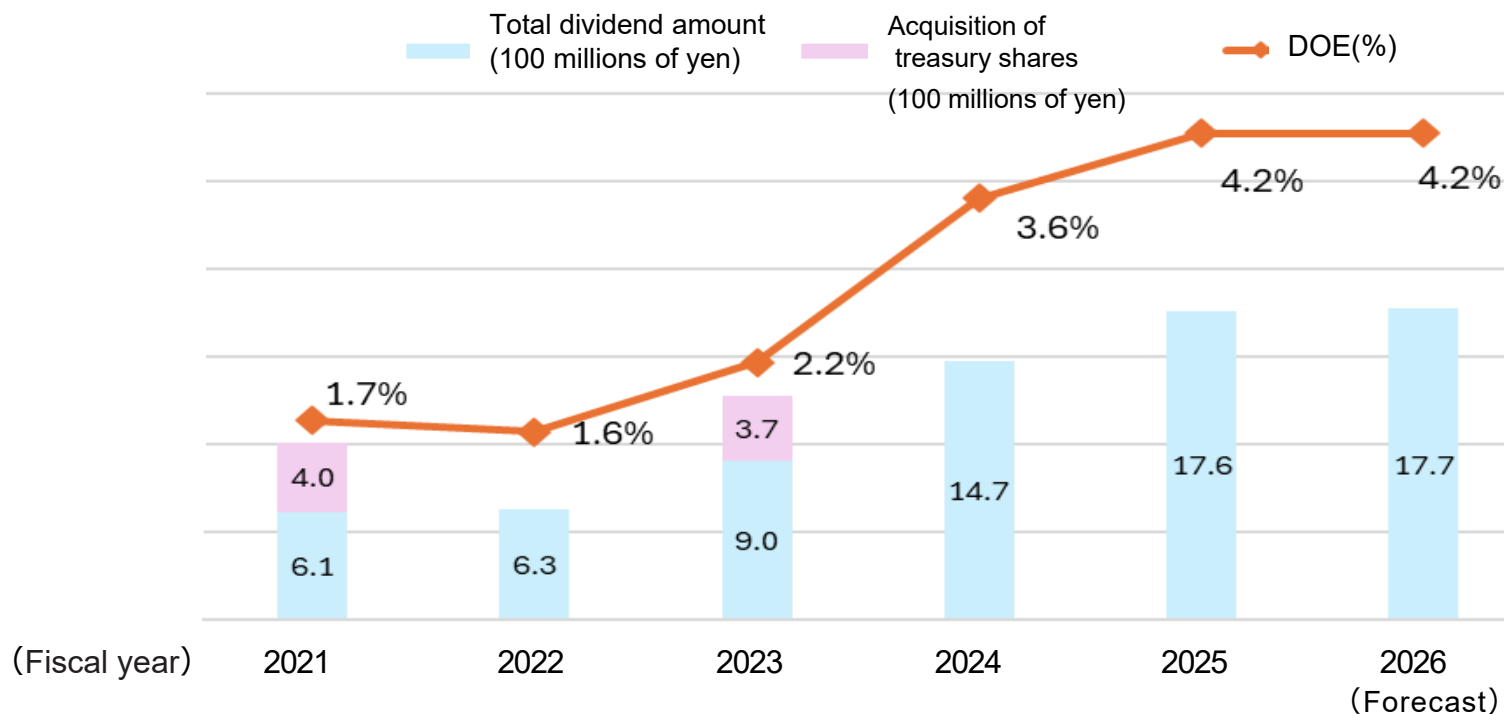
03

FY2026 Financial Forecast

Shareholder Returns

Dividend Policy

We will continue to pay dividends with a target **DOE 4%**, premised on maintaining a stable financial and earnings structure.



Dividend per share	31_yen	32_yen	46_yen	75_yen	90_yen	90_yen
--------------------	--------	--------	--------	--------	--------	--------

Shareholder Returns

Program for stockholders

This program has been introduced to enhance the appeal of investing in our company's stock and to encourage more individuals to hold our shares for the long term.

Overview	<p>Eligible Shareholders</p> <p>Shareholders recorded on our shareholder register as of the end of September and the end of March of every year who own at least 300 shares (3 trading units) or more of our company stock.</p>								
	<p>Shareholder Benefits:</p> <table style="width: 100%; border-collapse: collapse;"> <thead> <tr> <th style="text-align: left;">Holding Period</th> <th style="text-align: left;">Benefit</th> </tr> </thead> <tbody> <tr> <td>3 years or more</td> <td>QUO Card worth 15,000 yen</td> </tr> <tr> <td>1 year or more and less than 3 years</td> <td>QUO Card worth 10,000 yen</td> </tr> <tr> <td>Less than 1 year</td> <td>QUO Card worth 5,000 yen</td> </tr> </tbody> </table>	Holding Period	Benefit	3 years or more	QUO Card worth 15,000 yen	1 year or more and less than 3 years	QUO Card worth 10,000 yen	Less than 1 year	QUO Card worth 5,000 yen
	Holding Period	Benefit							
3 years or more	QUO Card worth 15,000 yen								
1 year or more and less than 3 years	QUO Card worth 10,000 yen								
Less than 1 year	QUO Card worth 5,000 yen								
<p>Distribution Schedule</p> <p>Benefits will be sent out twice a year, with the end of March and the end of September as the record dates, targeting dispatch within three months thereafter.</p>									

Financial Results for FY2025

01

FY2025 Results

02

Shareholder Returns

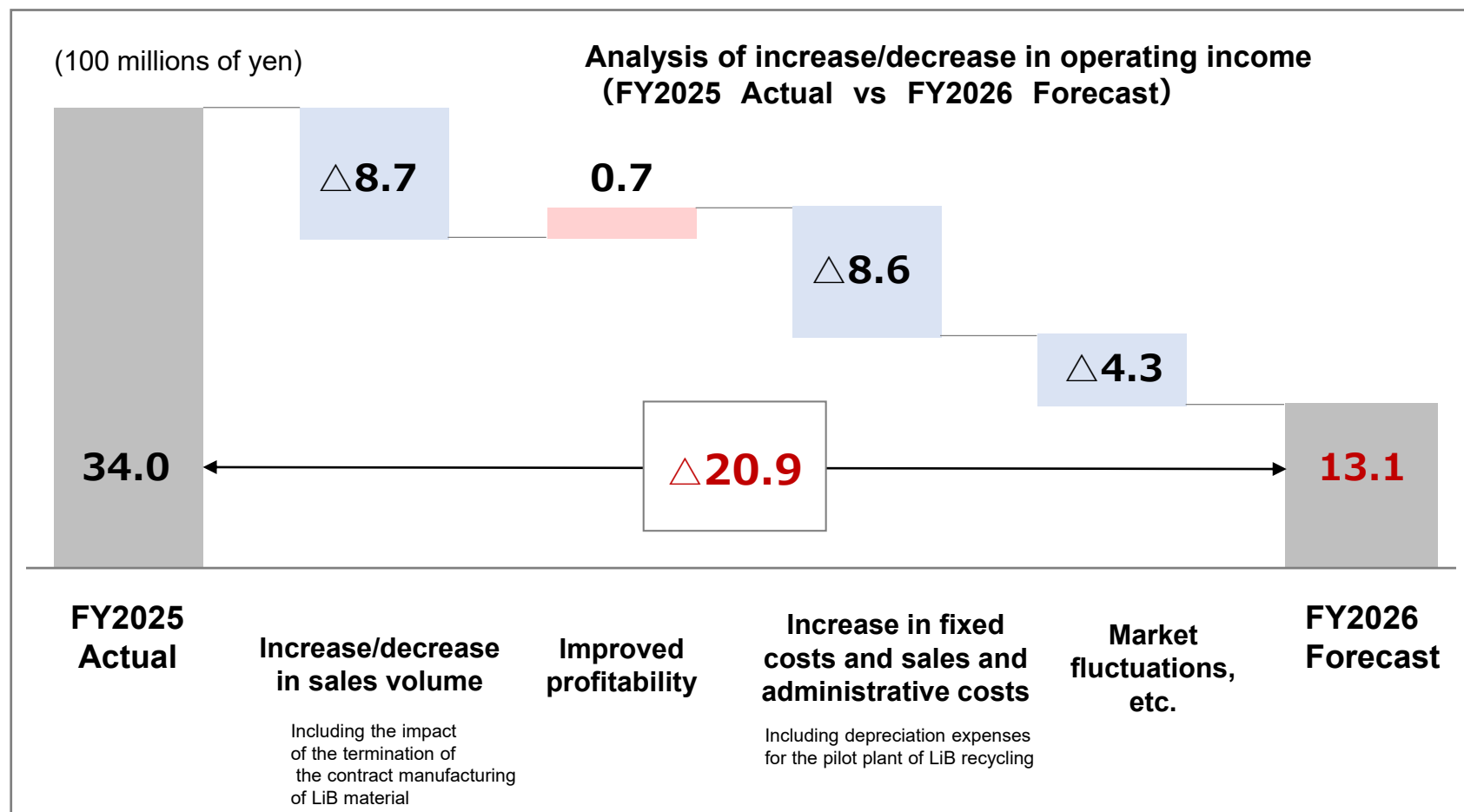
03

FY2026 Financial Forecast

FY2025 Financial Forecast

Net Sales: 28.6billion yen (Compared to the P.Y. $\Delta 2.2\%$)

Operating Income: 1.3billion yen (Compared to the P.Y. $\Delta 61.5\%$)



None of the information in this presentation should be construed as an enticement to purchase or sell our shares. This presentation merely reflects the views held by us as at the time of its preparation; we do not guarantee the accuracy of any information contained in this presentation, and we reserve the right to alter any such information without notice in the future. Please kindly note that neither we, nor any third party who provided any of the information contained in this presentation, will in any way be liable for any loss whatsoever you may suffer by acting on any information contained in this presentation.